



VirtuaLine™ SWITCH Line Projector Datasheet

Overview:

Laserglow's VirtuaLine™ series of line projecting LED light fixtures are a innovative and cost effective way to demarcate walkways and laneways without using paint or tape. VirtuaLine™ SWITCH Line Projector fixtures create an indestructible floor line that eliminates the need for maintenance required by floor tape and paint lines, changing the way you handle floor marking in your facility.

Key Features:

- Modular – Easily reconfigure spaces within your facility without stripping paint or tape
- Highly Durable - No wear and tear from foot traffic
- Cost Effective - Eliminates the need for repainting or retaping
- Ultra Visible - Overcomes complacency by attracting more attention because of a dynamic projection
- Smart Triggered - Optional capability to trigger signage using motion sensors, beam break sensors or push button
- Adjustable Focus - Control the thickness of the line projections

Specifications:

Lamp Details

| | |
|----------------------------------|---------------------------|
| Type of Light Source: | High Performance LED |
| Rated Power: | 80 W |
| Light Source Life (MTTF): | 30,000 hours at 25°C/77°F |

Optical

| | |
|-------------------------------------|--|
| Light Colour: | Red and Green (6000K) |
| Luminous Flux: | 12,000 lm |
| Projection Distance: | Up to 51 ft (17 m) |
| Beam Projection Lens Angles: | Standard Angle Lens: Line Length ~ 1.0 x mounting height (approx.) Wide Angle Lens (73°): Line Length ~ 1.5 x mounting height (approx.) |

| | |
|--------------------------------|---|
| Temperature Range (°C): | -20 to 50 °C (-4 to 120 °F) |
| Relative humidity: | 5% to 80% noncondensing |
| Projector Power: | 80W |
| Power Supply: | 100-240 VAC nominal, 50/60 Hz, 0.67A, 80W |
| IP Rating: | IP65 |

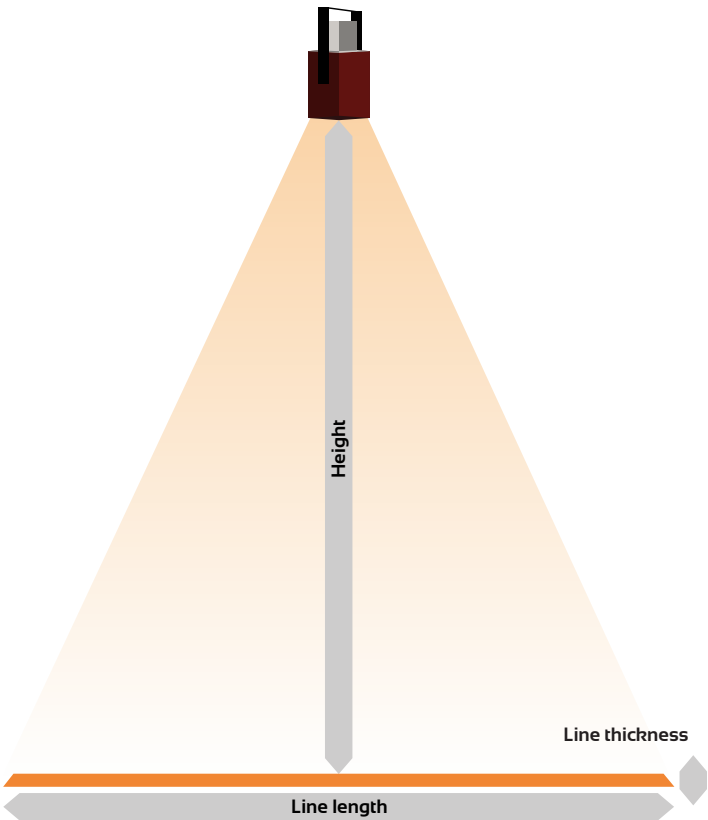
| | |
|---------------------------|-----------|
| Standard Warranty: | 12 months |
|---------------------------|-----------|

| | |
|------------------------------------|--|
| Smart Triggered Projection: | Projection flashing using smart controller and sensors |
|------------------------------------|--|

| | |
|------------------------------|-----------------------------------|
| Accessories included: | Mounting bracket and power supply |
|------------------------------|-----------------------------------|

VirtuaLine™ SWITCH Line Projector

Photometric Data - Projection dimensions and visibility:



Standard Lens



| Mounting height | Line Length | Line Thickness | Brightness | |
|-----------------|----------------|-----------------------------|-------------|-----|
| | | | Green | Red |
| @10 ft / 3 m | 11 ft / 3.3 m | 1 to 4 in 2.5 to 10 cm | 6840 LUX | |
| @15 ft / 4.5 m | 15 ft / 4.5 m | 1.5 to 4 in 3.7 to 10 cm | 3210 LUX | |
| @20 ft / 6 m | 20 ft / 6 m | 1.5 to 4 in 3.7 to 10 cm | 1880 LUX | |
| @25 ft / 7.5 m | 24 ft / 7.3 m | 2 to 4 in 5 to 10 cm | 1240 LUX | |
| @30 ft / 9 m | 28 ft / 8.5 m | 2.5 to 4 in 6.2 to 10 cm | 880 LUX | |
| @35 ft / 10.5 m | 33 ft / 10 m | 2.5 to 4 in 6.2 to 10 cm | 660 LUX | |
| @40 ft / 12 m | 37 ft / 11.2 m | 3 to 4 in 7.5 to 10 cm | 520 LUX | |
| @45 ft / 13.5 m | 42 ft / 12.8 m | 3.5 to 4 in 8.7 to 10 cm | 410 LUX | |

Wide Lens

| Mounting height | Line Length | Line Thickness | Brightness | |
|-----------------|----------------|-----------------------------|-------------|-----|
| | | | Green | Red |
| @10 ft / 3 m | 19 ft / 5.8 m | 1 to 4 in 2.5 to 10 cm | 3810 LUX | |
| @15 ft / 4.5 m | 26 ft / 7.9 m | 1.5 to 4 in 3.7 to 10 cm | 1810 LUX | |
| @20 ft / 6 m | 33 ft / 10 m | 1.5 to 4 in 3.7 to 10 cm | 1070 LUX | |
| @25 ft / 7.5 m | 38 ft / 11.6 m | 2 to 4 in 5 to 10 cm | 710 LUX | |
| @30 ft / 9 m | 42 ft / 12.8 m | 2.5 to 4 in 6.2 to 10 cm | 510 LUX | |
| @35 ft / 10.5 m | 46 ft / 14 m | 2.5 to 4 in 6.2 to 10 cm | 380 LUX | |
| @40 ft / 12 m | 49 ft / 15 m | 3 to 4 in 7.5 to 10 cm | 300 LUX | |
| @45 ft / 13.5 m | 51 ft / 15.5 m | 3.5 to 4 in 8.7 to 10 cm | 240 LUX | |

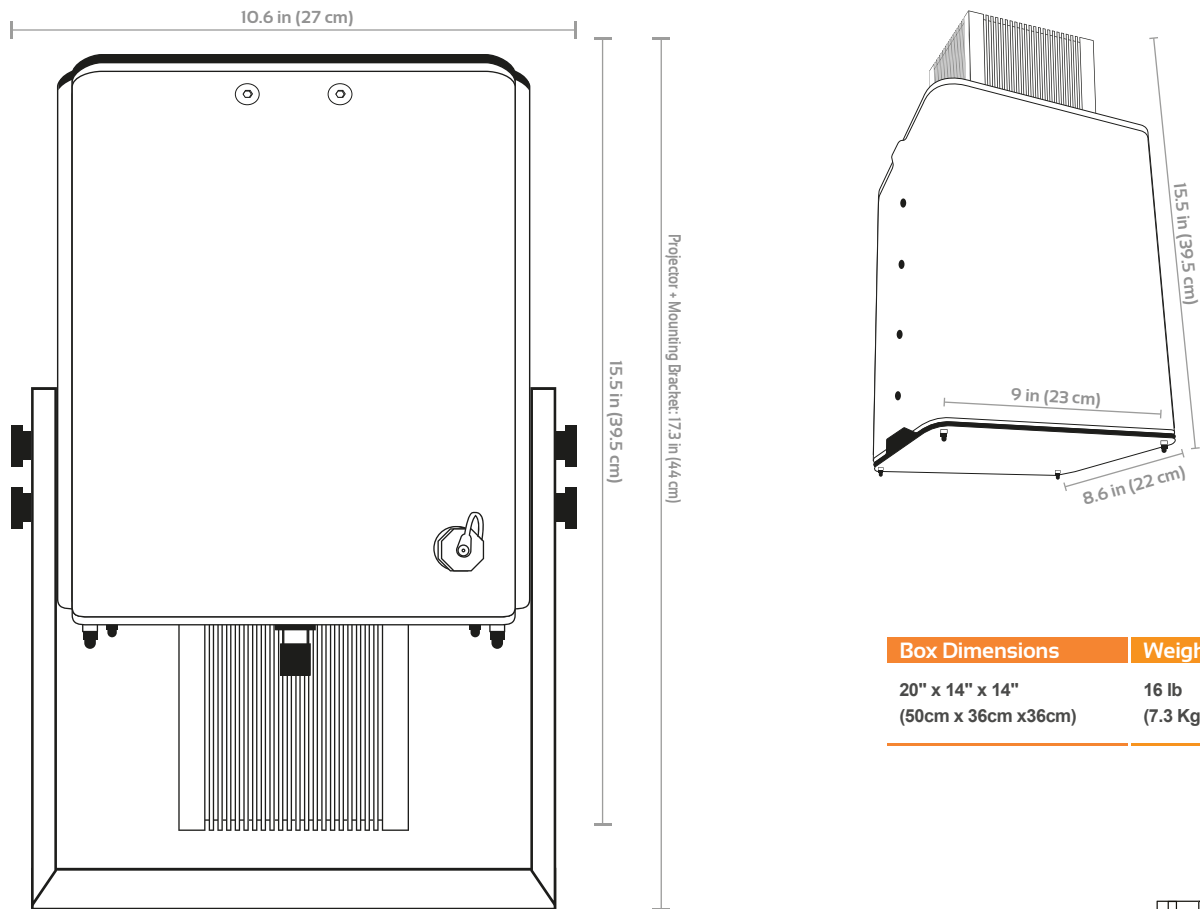
Accessories:

The most popular accessories for this model are shown below. For additional details regarding these or other accessories please see our website or contact us directly.

| Product SKU | | Description |
|---|------------|---|
| Lenses | | |
|  | ABM088CXX | <ul style="list-style-type: none">• No Drill Magnetic Mounts |
|  | AVLLLLKXXX | <ul style="list-style-type: none">• Line Length Limiting Panels |

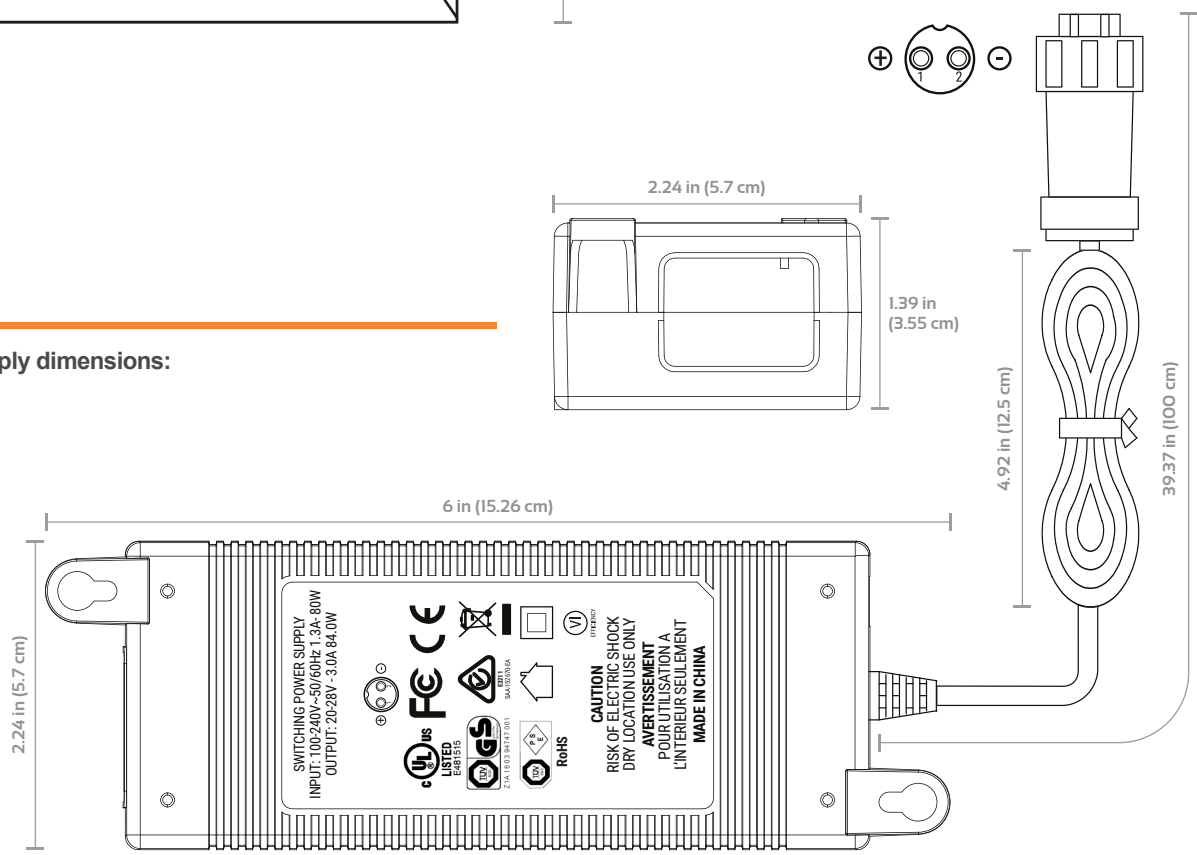
VirtuaLine™ SWITCH Line Projector

Projector dimensions:



| Box Dimensions | Weight |
|--|-------------------|
| 20" x 14" x 14" (50cm x 36cm x36cm) | 16 lb (7.3 Kg) |

Power Supply dimensions:





www.proxsecur.ca

For more information, please contact:

Solutions Prox-Secur

5782 boul. Thimens, Saint-Laurent, Qc, Canada, H4R 2K9

Tel. (514) 333-0077 Fax (514) 333-0078

info@proxsecur.ca

E&OE: Data included in this sheet may be subject to change without notice.
Please confirm critical specifications with our staff prior to ordering.