



VirtuaLine™ EDGE Line Projector Datasheet

Overview:

Laserglow's VirtuaLine™ series of line projecting LED light fixtures are an innovative and cost-effective way to demarcate walkways and laneways without using paint or tape. VirtuaLine™ EDGE Line Projector fixtures create an indestructible floor line that eliminates the need for maintenance required by floor tape and paint lines, changing the way you handle floor marking in your facility.

Key Features:

- Modular – Easily reconfigure spaces within your facility without stripping paint or tape
- Highly Durable - No wear and tear from foot traffic
- Cost Effective - Eliminates the need for repainting or retaping
- Ultra Visible - Overcomes complacency by attracting more attention because of a dynamic projection
- Smart Triggered - Optional capability to trigger signage using motion sensors, beam break sensors or push button
- Adjustable Focus - Control the thickness of the line projections

Specifications:

Lamp Details

Type of Light Source:	High Performance LED
Rated Power:	80 W
Light Source Life (MTTF):	30,000 hours at 25°C/77°F

Optical

Light Colour:	Red, Blue (6000K)
Luminous Flux:	12,000 lm
Projection Distance:	Up to 51 ft (17 m)
Beam Projection Lens Angles:	Standard Angle Lens: Line Length ~ 1.0 x mounting height (approx.) Wide Angle Lens: Line Length ~ 1.5 x mounting height (approx.)

Temperature Range (°C):	-20 to 50 °C (-4 to 120 °F)
Relative humidity:	5% to 80% noncondensing
Projector Power:	80W
Power Supply:	100-240 VAC nominal, 50/60 Hz, 0.67A, 80W
IP Rating:	IP65

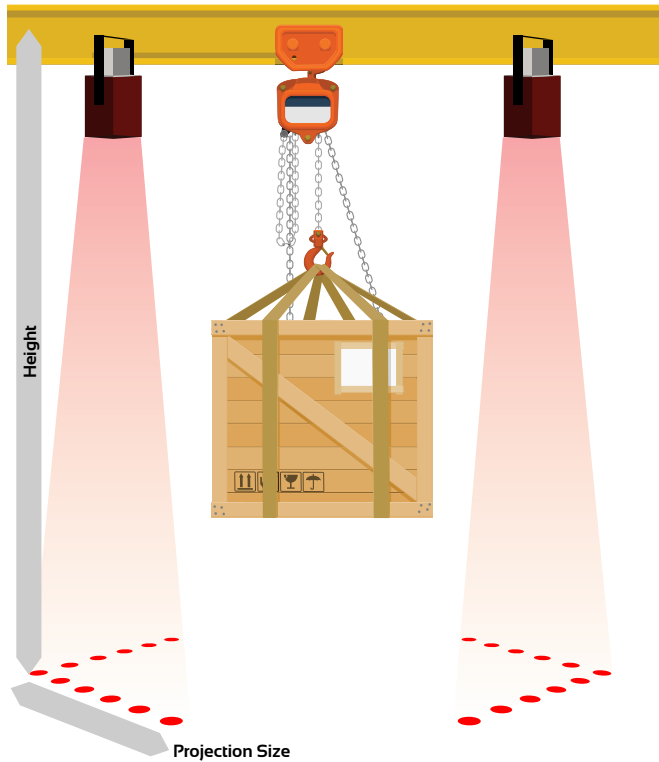
Standard Warranty:	12 months
---------------------------	-----------

Smart Triggered Projection:	Projection flashing using smart controller and sensors
------------------------------------	--

Accessories included:	Mounting bracket and power supply
------------------------------	-----------------------------------

VirtuaLine™ EDGE Line Projector



Photometric Data - Projection dimensions and visibility:



Mounting height	Arm Length	Spot Size	Brightness	
			Blue	Red
@20 ft / 6 m	3.2 ft / 1 m	5 in / 12.7 cm	20760 LUX	20760 LUX
@30 ft / 9 m	4.8 ft / 1.4 m	7 in / 17.8 cm	9440 LUX	9440 LUX
@40 ft / 12 m	6.4 ft / 1.9 m	9 in / 23 cm	5490 LUX	5490 LUX
@50 ft / 15 m	8 ft / 2.4 m	12 in / 30.5 cm	3600 LUX	3600 LUX
@60 ft / 18 m	9.6 ft / 2.9 m	14 in / 35.5 cm	2450 LUX	2450 LUX
@70 ft / 21 m	11.2 ft / 3.4 m	16.5 in / 42 cm	1920 LUX	1920 LUX
@80 ft / 24 m	12.8 ft / 3.9 m	19 in / 48 cm	1420 LUX	1420 LUX
@90 ft / 27 m	14.4 ft / 4.4 m	21.3 in / 54 cm	1170 LUX	1170 LUX

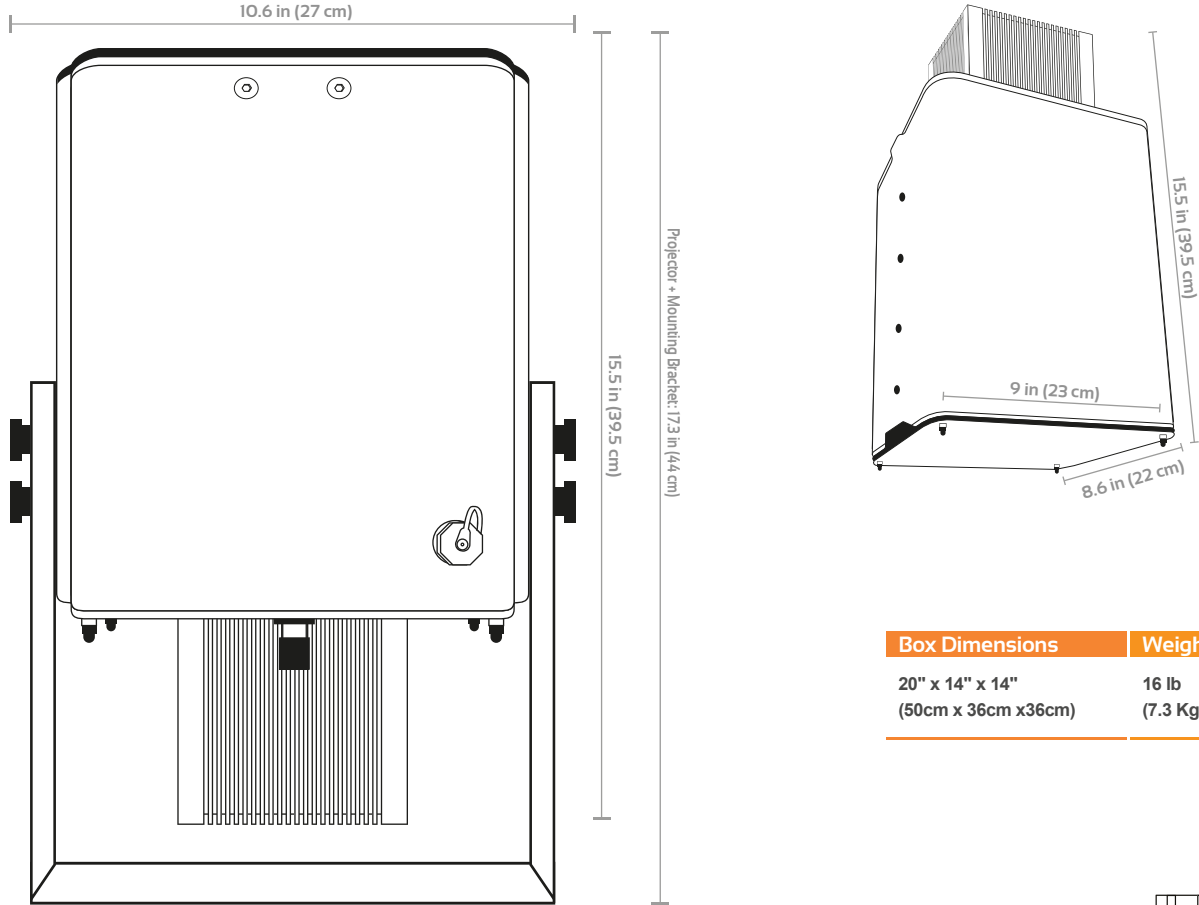
Accessories:

The most popular accessories for this model are shown below. For additional details regarding these or other accessories please see our website or contact us directly.

Product SKU	Description
Lenses	
 ABM088CXX	• No Drill Magnetic Mounts
 AVLLLKXXX	• Line Length Limiting Panels

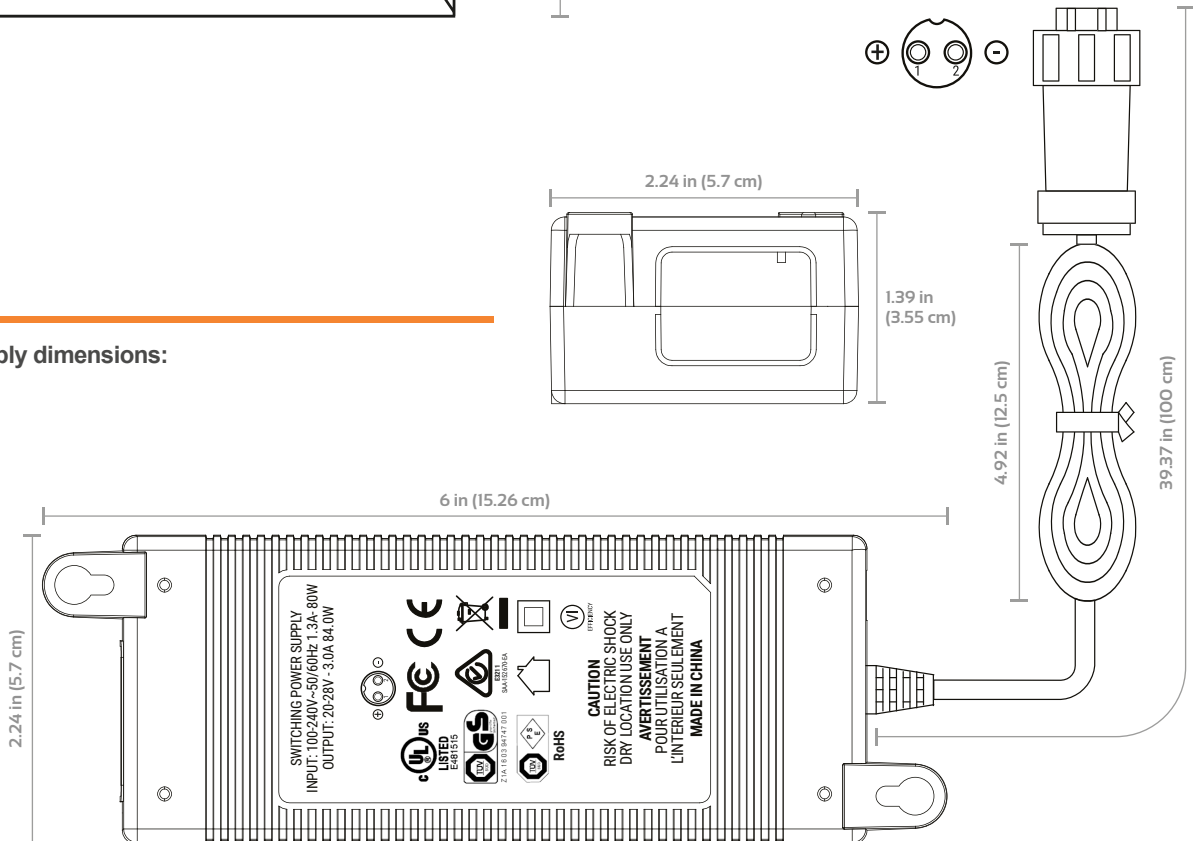
VirtuaLine™ EDGE Line Projector

Projector dimensions:



Box Dimensions	Weight
20" x 14" x 14" (50cm x 36cm x 36cm)	16 lb (7.3 Kg)

Power Supply dimensions:





www.proxsecur.ca

For more information, please contact:

Solutions Prox-Secur

5782 boul. Thimens, Saint-Laurent, Qc, Canada, H4R 2K9

Tel. (514) 333-0077 Fax (514) 333-0078

info@proxsecur.ca

E&OE: Data included in this sheet may be subject to change without notice.
Please confirm critical specifications with our staff prior to ordering.